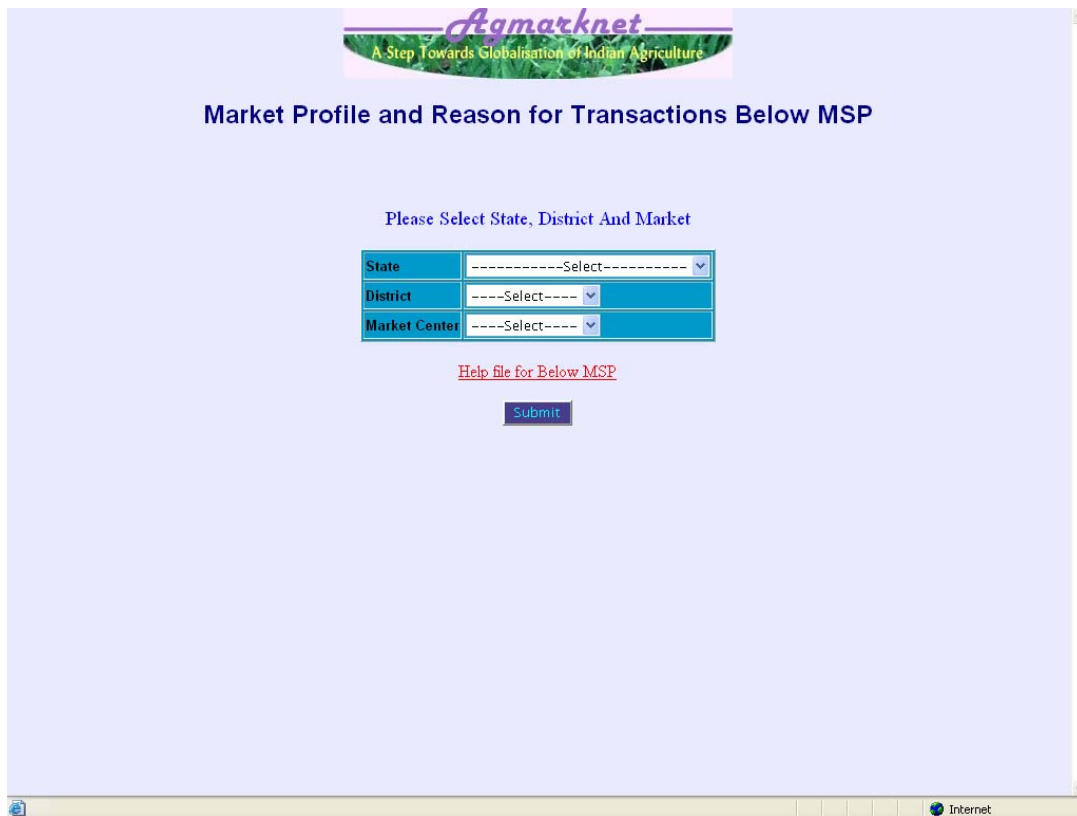


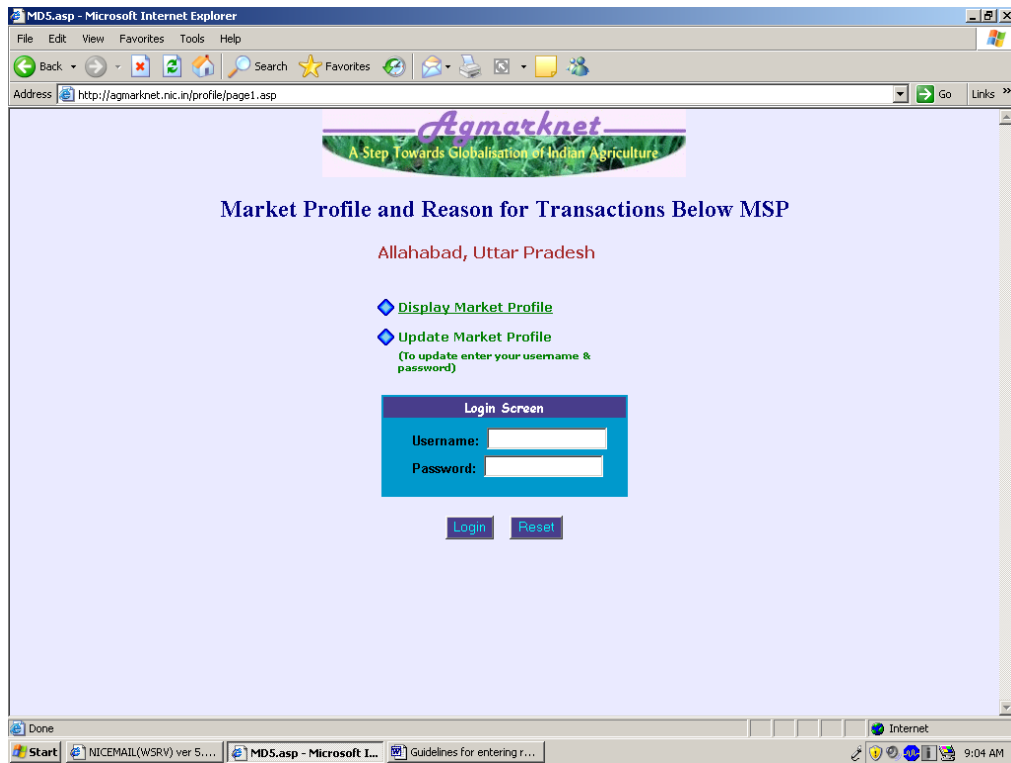
Guidelines for entering reasons for transactions below MSP in Markets

1. Open Internet Explorer
2. Type <http://agmarknet.nic.in/profile/page1.asp> in address bar. The following page will be displayed.

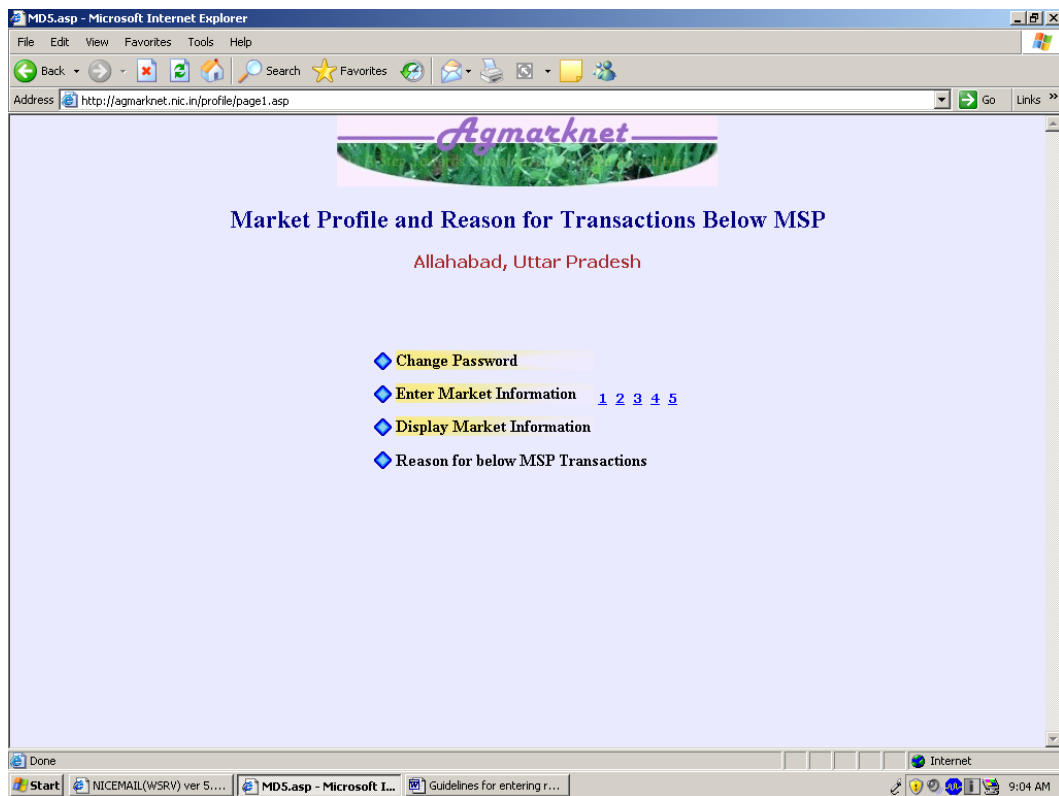


The screenshot shows a web browser window displaying the Agmarknet website. At the top, there is a logo for Agmarknet with the tagline 'A Step Towards Globalisation of Indian Agriculture'. Below the logo, the title 'Market Profile and Reason for Transactions Below MSP' is displayed. The main content area contains a form with the instruction 'Please Select State, District And Market'. The form consists of three dropdown menus: 'State', 'District', and 'Market Center', each with a '-Select-' option. Below the form, there is a red link labeled 'Help file for Below MSP' and a blue 'Submit' button. The browser's taskbar at the bottom shows the 'Internet' icon.

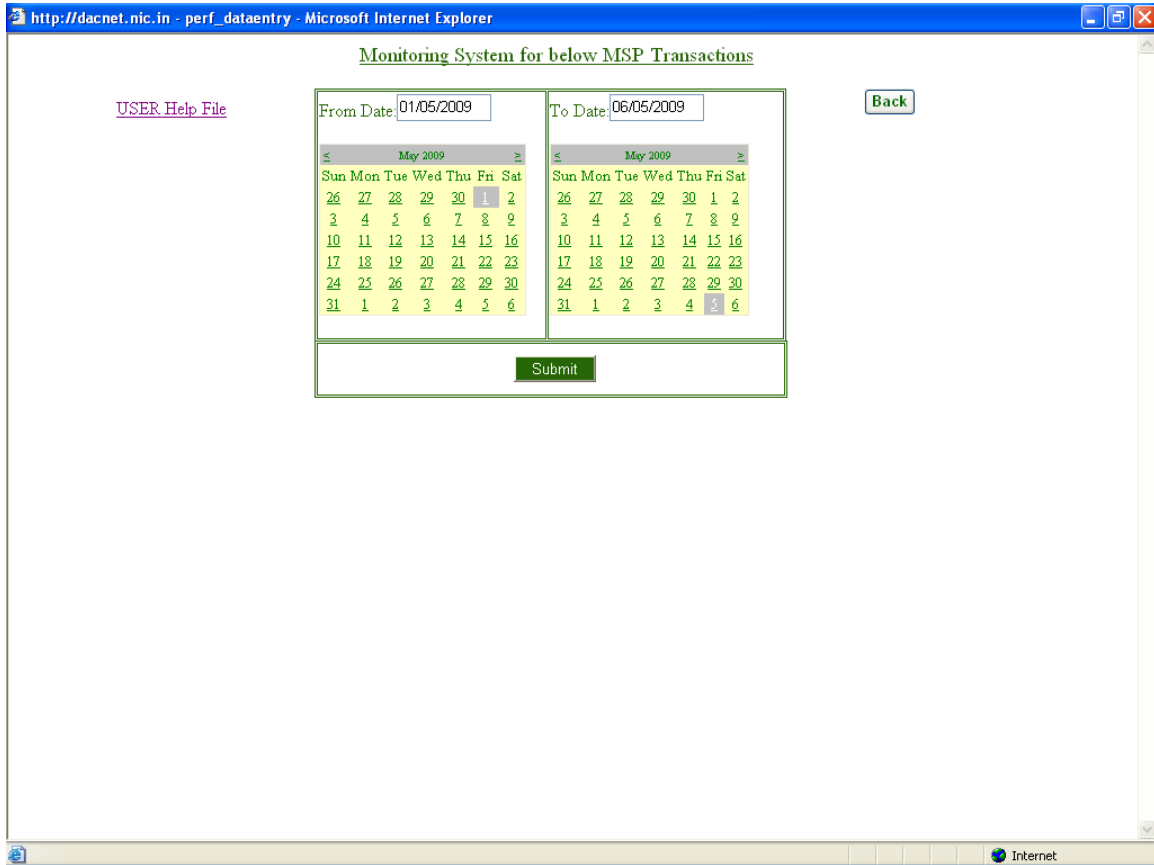
3. Select your state, district, Market Center and click “Submit” Button. The screen will be displayed as below



4. Enter Username and Password (User name and password are same as being used for updating market profile). Click “Login” button.
5. The screen will be displayed as below



6. Click “Reason for below MSP Transactions”
7. The screen will be displayed as below



8. Specify period for updating the reasons for transactions below MSP by entering From Date and To date. Dates can also be selected by clicking on respective calendars for From Date and To date. Click Submit button after specifying the period. The screen will display all transactions below MSP for specified period for your market.

Monitoring System for below MSP Transactions

From Date: 01/05/2009 To Date: 06/05/2009

Submit

Market	Arrival Date	Commodity Variety	Minimum Support Price	Modal Price Reported	Reason for Below MSP Price
Aligarh	01/05/2009	Bajra (Pearl Millet)	Hybrid 840	730	below FAQ
	02/05/2009	Bajra (Pearl Millet)	Hybrid 840	750	below FAQ
	04/05/2009	Bajra (Pearl Millet)	Hybrid 840	770	below FAQ
	05/05/2009	Bajra (Pearl Millet)	Hybrid 840	780	

Update

9. Enter the reason for transactions below MSP and click “Update” button.

NOTE: Steps to have a quick look at **State wise Below MSP Transactions Report-**

- Open AGMARKNET portal (<http://agmarknet.nic.in>)
- Go to “Prices & Arrivals” button provided on the right hand side of the home page
- Click on “National Bulletin” link
- Click on “Commodity Transactions Below MSP” link